

Indicators

- Ordeflows Delta Candles
- Order Flows Trader
- Orderflows Climax
- Orderflows Delta Surge
- Orderflows DeltaScalper
- Orderflows Enigma
- Orderflows Flow Trader
- POC Trader
- Price Rejector
- ADL
- ADX
- ADXR
- APZ
- Aroon
- AroonOscillator
- ATR
- BarTimer
- Bollinger
- BOP
- BuySellPressure
- BuySellVolume
- CandleStickPattern
- CanvasIndicator
- CCI
- ChaikinMoneyFlow
- ChaikinOscillator

CurrentDayOHL(6E 09-18 (8 Range))
 Order Flows Trader(6E 09-18 (8 Range),Bar,100,Color [LightGreen],Color [Red])

New

Remove

Block trade detection	
Block trade at ask line color	■ LightGreen
Block trade at bid line color	■ Red
Block trade font	Arial, 7pt, style=Bold
Block trade line dash style	Dot
Block trade line width	2
Block trade size filter	0
Footprint ladder	
Ask Background	■ LightGreen
Bid Background	■ Red
Display Reversal bar	True
Grid Color	■ White
Highest Volume Cell	■ Black
Ladder Ask Bar Color	■ LightGreen
Ladder Bid Bar Color	■ Red
Ladder type	Bar
Lot size in contracts	1
Mark Highest Volume Cell	True
Ratio bounds high	28
Ratio bounds low	0.6999
Ratio extreme color	■ Blue
Volume Ratio Font	Arial, 14pt, style=Bold, Italic, Un
General parameters	
Font	Arial, 12pt
Load Historical Data	True
Size filter	0
Text Color	■ Black
Imbalance reversal	
Down arrow color	■ Red
Up arrow color	■ Green
Zero print down arrow color	■ Indigo
Zero print up arrow color	■ Blue

Label

OK

Apply

Close

Indicators

- Orderflows Delta Candles
- Order Flows Trader
- Orderflows Climax
- Orderflows Delta Surge
- Orderflows Delta Scalper
- Orderflows Enigma
- Orderflows Flow Trader
- POC Trader
- Price Rejector
- ADL
- ADX
- ADXR
- APZ
- Aroon
- AroonOscillator
- ATR
- BarTimer
- Bollinger
- BOP
- BuySellPressure
- BuySellVolume
- CandleStickPattern
- CanvasIndicator
- CCI
- ChaikinMoneyFlow
- ChaikinOscillator

CurrentDayOHL(6E 09-18 (8 Range))
 Order Flows Trader(6E 09-18 (8 Range),Bar,100,Color [LightGreen],Color [Red])

New

Remove

POC Trader	
Top reversal color	50
POC Trader - Level 1 Parameters	
Bottom reversal color	Aqua
Checking delta in signals	False
Look Back Bars	3
Maximum POC distance from low	1
Top reversal color	Magenta
POC Trader - Level 2 Parameters	
Bottom reversal color	Aqua
Checking delta in signals	False
Look Back Bars	3
Maximum POC distance from low	2
Top reversal color	Magenta
POC Trader - Level 3 Parameters	
Bottom reversal color	Aqua
Checking delta in signals	False
Look Back Bars	3
Maximum POC distance from low	3
Top reversal color	Magenta
Summary	
Ask Cell Background	LightGreen
Bid Cell Background	Red
Delta Cell Background	Blue
Header Background	Silver
Volume Cell Background	Blue
Summary Content	
Ask	False
Bid	False
Cum. Delta	False
Cum. Delta / Volume	False
Delta	True

Label

OK

Apply

Close












Indicators

- Orderflows Delta Candles
- Order Flows Trader
- Orderflows Climax
- Orderflows Delta Surge
- Orderflows Delta Scalper
- Orderflows Enigma
- Orderflows Flow Trader
- POC Trader
- Price Rejector
- ADL
- ADX
- ADXR
- APZ
- Aroon
- AroonOscillator
- ATR
- BarTimer
- Bollinger
- BOP
- BuySellPressure
- BuySellVolume
- CandleStickPattern
- CanvasIndicator
- CCI
- ChaikinMoneyFlow
- ChaikinOscillator

CurrentDayOHL(6E 09-18 (8 Range))
 Order Flows Trader(6E 09-18 (8 Range),Bar,100,Color [LightGreen],Color [Red])

New

Remove

Summary		
Ask Cell Background		LightGreen
Bid Cell Background		Red
Delta Cell Background		Blue
Header Background		Silver
Volume Cell Background		Blue
Summary Content		
Ask		False
Bid		False
Cum. Delta		False
Cum. Delta / Volume		False
Delta		True
Display Volume Profile		False
Max. Delta		True
Min. Delta		True
Total volume		False
Volume		True
Unfinished Business		
Enable detection		False
High line color		LightGreen
Line dash style		DashDot
Line width		2
Low line color		Red
Volume Imbalance		
Ask Text Color		MediumBlue
Bid Text Color		Red
Display imbalance clusters		True
Imbalance cluster at ask line color		DarkGreen
Imbalance cluster at bid line color		Red
Imbalance cluster box size		5
Imbalance cluster line dash style		Dash
Imbalance cluster line width		2

Label

OK

Apply

Close

Ordeflows Delta Candles
 Order Flows Trader
 Orderflows Climax
 Orderflows Delta Surge
 Orderflows Delta Scalper
 Orderflows Enigma
 Orderflows Flow Trader
 POC Trader
 Price Rejector
 ADL
 ADX
 ADXR
 APZ
 Aroon
 AroonOscillator
 ATR
 BarTimer
 Bollinger
 BOP
 BuySellPressure
 BuySellVolume
 CandleStickPattern
 CanvasIndicator
 CCI
 ChaikinMoneyFlow
 ChaikinOscillator
 ChaikinVolatility
 CMO
 ConstantLines
 CurrentDayOHL

CurrentDayOHL(6E 09-18 (8 Range))

Order Flows Trader(6E 09-18 (8 Range),Bar,100,Color [LightGreen],Color [Red])

New

Remove

Volume Imbalance

Ask Text Color	■ MediumBlue
Bid Text Color	■ Red
Display imbalance clusters	True
Imbalance cluster at ask line color	■ DarkGreen
Imbalance cluster at bid line color	■ Red
Imbalance cluster box size	5
Imbalance cluster line dash style	Dash
Imbalance cluster line width	2
Imbalance cluster size	3
Imbalance Trigger In Percent	400
Imbalance Volume Threshold	50
Imbalances in bar outline	■ Magenta
Imbalances in bar threshold	3
Single Print Box Color At Bottom	■ LightGreen
Single Print Box Color At Top	■ Red
Single Print Box Color Opacity	50
Volume Imbalance font	Arial, 12pt, style=Bold

Volume Profile

Ask Volume Bar Color	■ Green
Bid Volume Bar Color	■ Red
Total Volume Bar Color	■ RoyalBlue
Volume Profile Opacity	100
Volume Profile Width	100

Data

Calculate on bar close	False
Input series	6E 09-18 (8 Range)
Maximum bars look back	TwoHundredFiftySix

Visual

Auto scale	True
Displacement	0
Display in Data Box	True
Label	Order Flows Trader
Panel	Same as input series
Price marker(s)	False
Scale justification	Right

Label

OK

Apply

Close