

Download links for the latest NT8 versions of Orderflows Delta Scalper:

<http://www.orderflows.com/dl/NT8new/DeltaScalper.zip>

Watch this video for how to get the Delta Scalper properly licensed and working:

<https://vimeo.com/286626917>

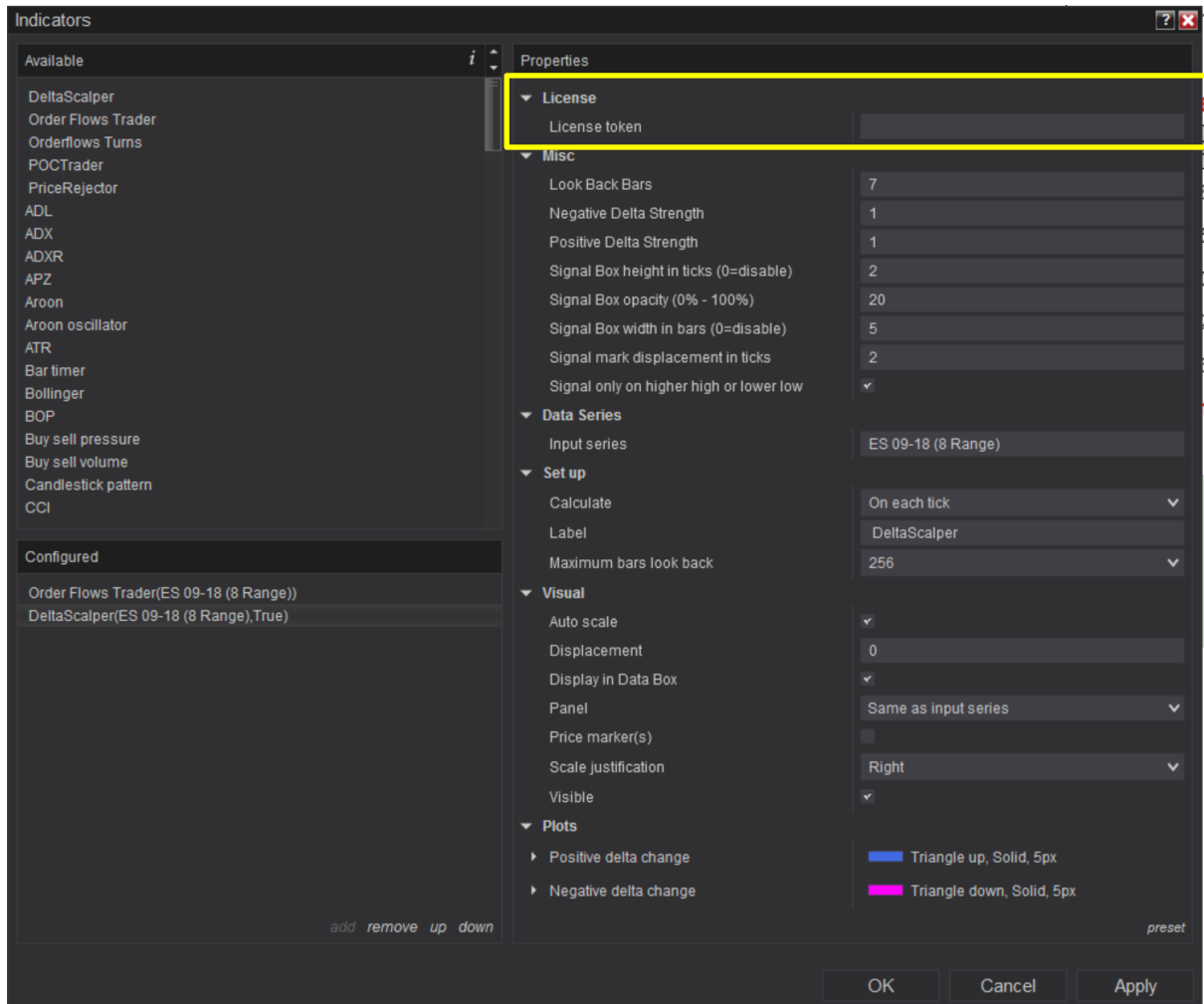
User Guide:

<http://www.deltascalper.com/download1/DeltaScalperUserGuideUpdatedJuly2017.pdf>

Here are the instructions for using the NT8 Version of Delta Scalper:

After installing the indicator, please restart NinjaTrader.

After installing this tool, you will need to enter in the license token in the indicator's property setting.



Your license token will come to you via email and look like this:

- License created



• info@licensr.cloud
To: mvaltos@yahoo.com

License created

Customer: mvaltos@yahoo.com
Products: Delta Scalper.
License token: 639a40560138471b8ba2ea8f36789191.

Copyright © 2018 licensr.cloud

Just copy and paste the numbers and letters (not the . at the end) into the box in the setting and click Apply, then OK.

The screenshot shows the 'Indicators' settings window. The 'License token' field is highlighted with a yellow box and contains the text '639a40560138471b8ba2ea8f36789191'. The 'OK' and 'Apply' buttons at the bottom right are also highlighted with yellow boxes.

Please be sure that you are running the latest version of NinjaTrader 8. The software is designed to work best with the most recent version of NinjaTrader 8, which currently is NinjaTrader 8 version 8.0.15.1

To upgrade to the latest version of NinjaTrader 8 go to:

<http://www.ninjatrader.com/PlatformDirect> and follow the instructions on that page which is just entering your NinjaTrader License Key.

English Sales: 312.262.1289 Open Account

NINJA TRADER® Brokerage Platform Help

Update Your NinjaTrader

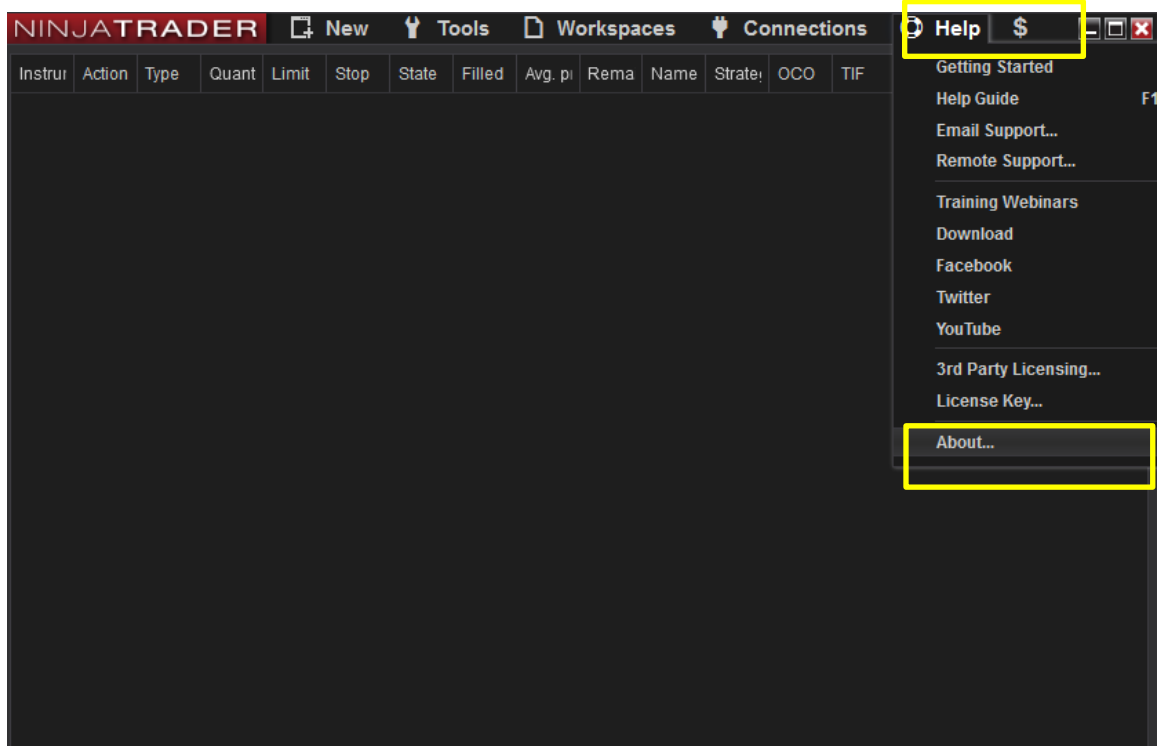
Please enter your license key below to access the most recent release of NinjaTrader along with historical releases.

SUBMIT

[How do I find my license key?](#)

Don't have a license key? [Get Started for Free](#)

If you are not sure what version of NinjaTrader 8 you are running or what your NinjaTrader License ID is that you would enter into the box to get the latest version of NinjaTrader 8, you can check it by going to the Control Panel and clicking on Help ---> About.

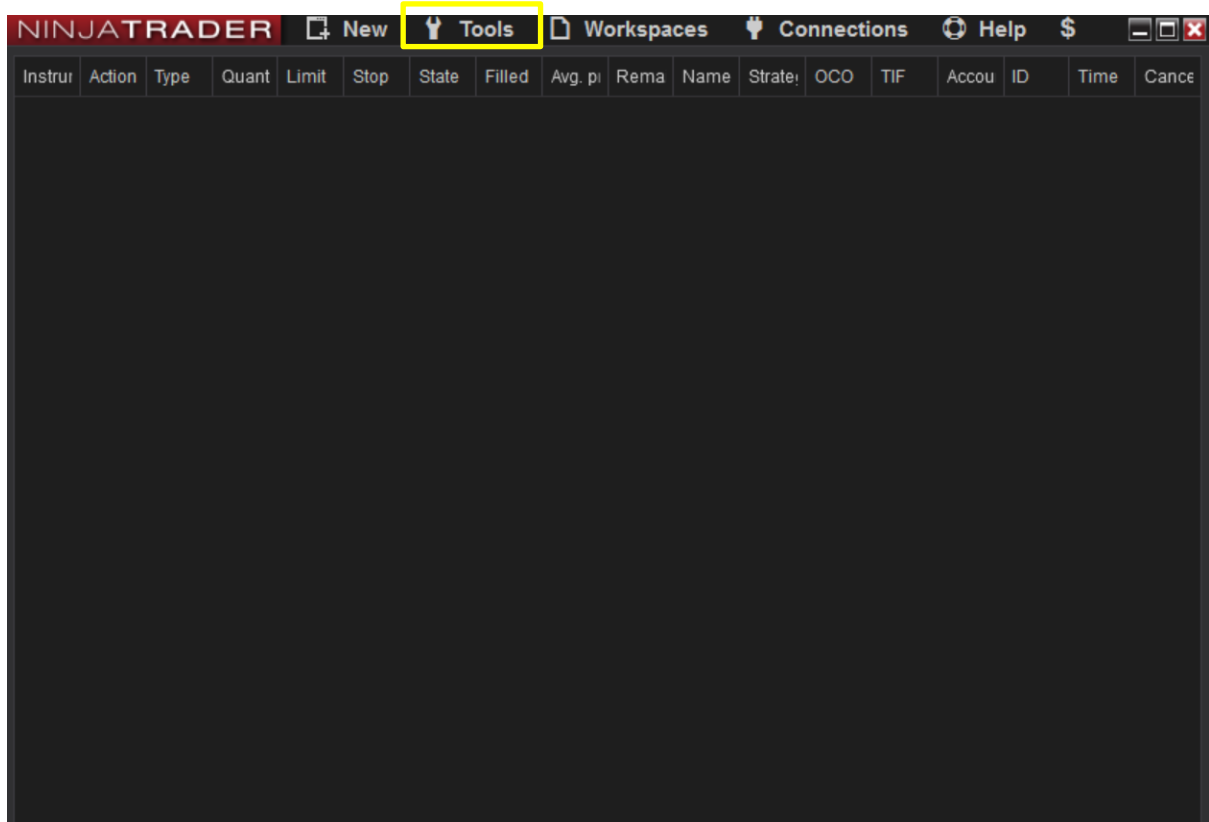


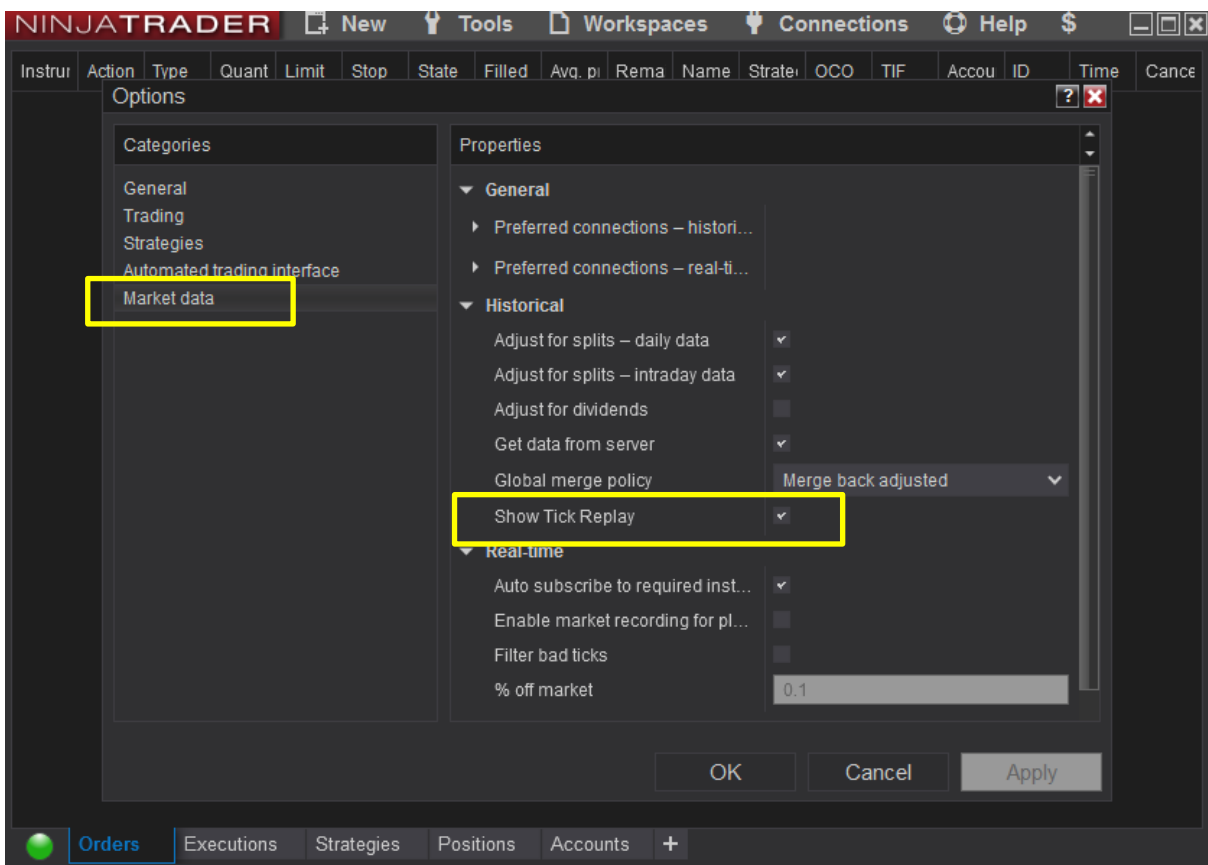
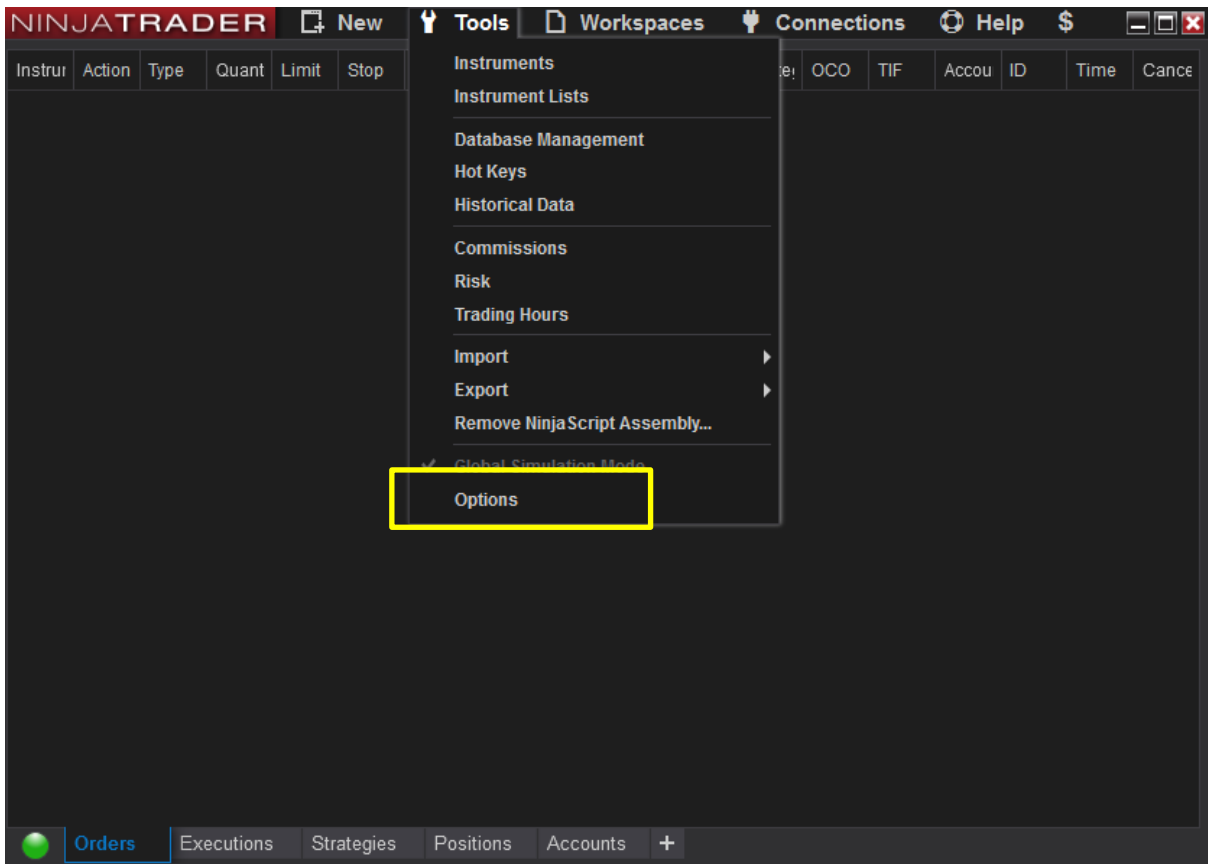
Also, it is very important that you have the tick replay setting enabled.

If you don't know if you have it enabled, you can check by going to the Control Panel and clicking on Tools ---> Options ---> Market Data then under the properties on the right side of the window, making sure "Show Tick Replay" is enabled with a tick.

If "Show Tick Replay" is not enabled, then the tools will not work properly. Your chart will be empty.

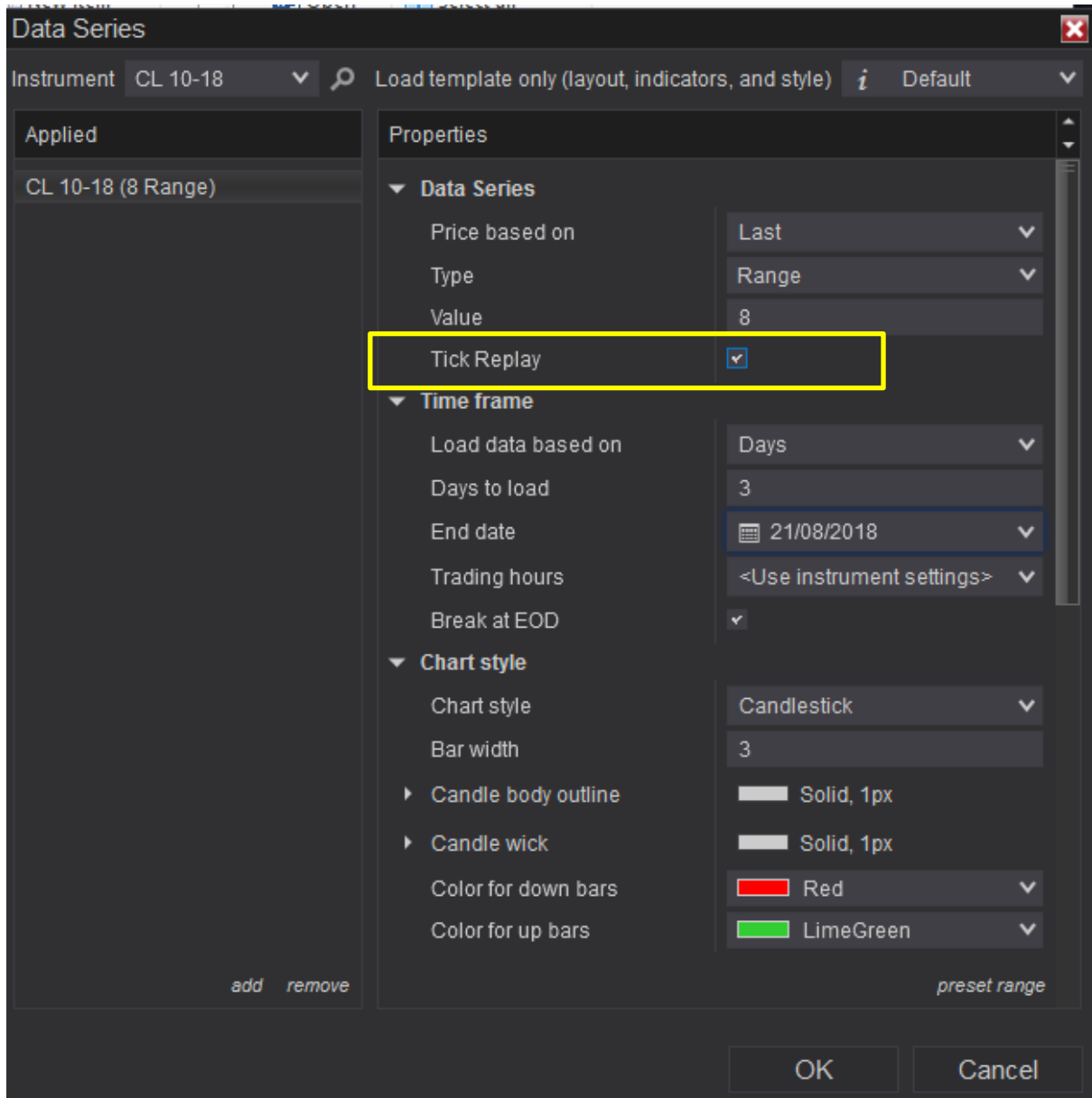
Here is how to check if you have the "Tick Replay" enabled or not.





You will know if “Show Tick Replay” is enabled when you go to open a chart and you either have the option to enable “Tick Replay” or not.

Try opening a chart and check if you have this option:



Just make sure it is ticked when opening a chart.

If you try to open a chart but you don't see that box, for example, it looks like this (missing the words "Tick Replay"), then you need to follow the steps I just mentioned about going to the Control Panel and clicking on Tools ---> Options ---> Market Data then under the properties on the right side of the window, making sure "Show Tick Replay" is enabled with a tick.

